St. Patrick's Day
Do-a-Dot Printables

Thank you for downloading this resource from Gift of Curiosity! I do my best to proofread all content before posting, but if you spot a typo or other mistake, please let me know by contacting me at katie@giftofcuriosity.com.

FIND MORE EDUCATIONAL PRINTABLES AT
www.giftofcuriosity.com/printables/

FIND MORE IDEAS FOR USING DO-A-DOT PRINTABLES TO PROMOTE LEARNING AT
www.giftofcuriosity.com/15-ideas/

Your use of this file is bound by these Terms of Use:

PERSONAL USE:

You may: download and print this file for personal and classroom use.

You may NOT: copy, reproduce, modify, share, or publicly display any content from this file except for your own personal or classroom non-commercial use.

NO REDISTRIBUTION:

You may: provide others with a link to www.giftofcuriosity.com/printables or to the page that hosts these files so that they may download the file for themselves.

You may NOT: reproduce or redistribute this file either in whole or in part either electronically or in hard copy form. You may not email this file, host this file, or post this file to any website or listserve.

NO COMMERCIAL USE:

You may: post pictures of your family using this file as long as you credit Gift of Curiosity.

You may NOT: use this file for any commercial purpose, such as to sell a product or service or to drive traffic to your website for commercial reasons.



© 2014 Gift of Curiosity



© 2014 Gift of Curiosity



© 2014 Gift of Curiosity



© 2014 Gift of Curiosity

Follow the arrows to get from the rainbow to the pot of gold.
Be sure to collect all 9 gold coins as you go!

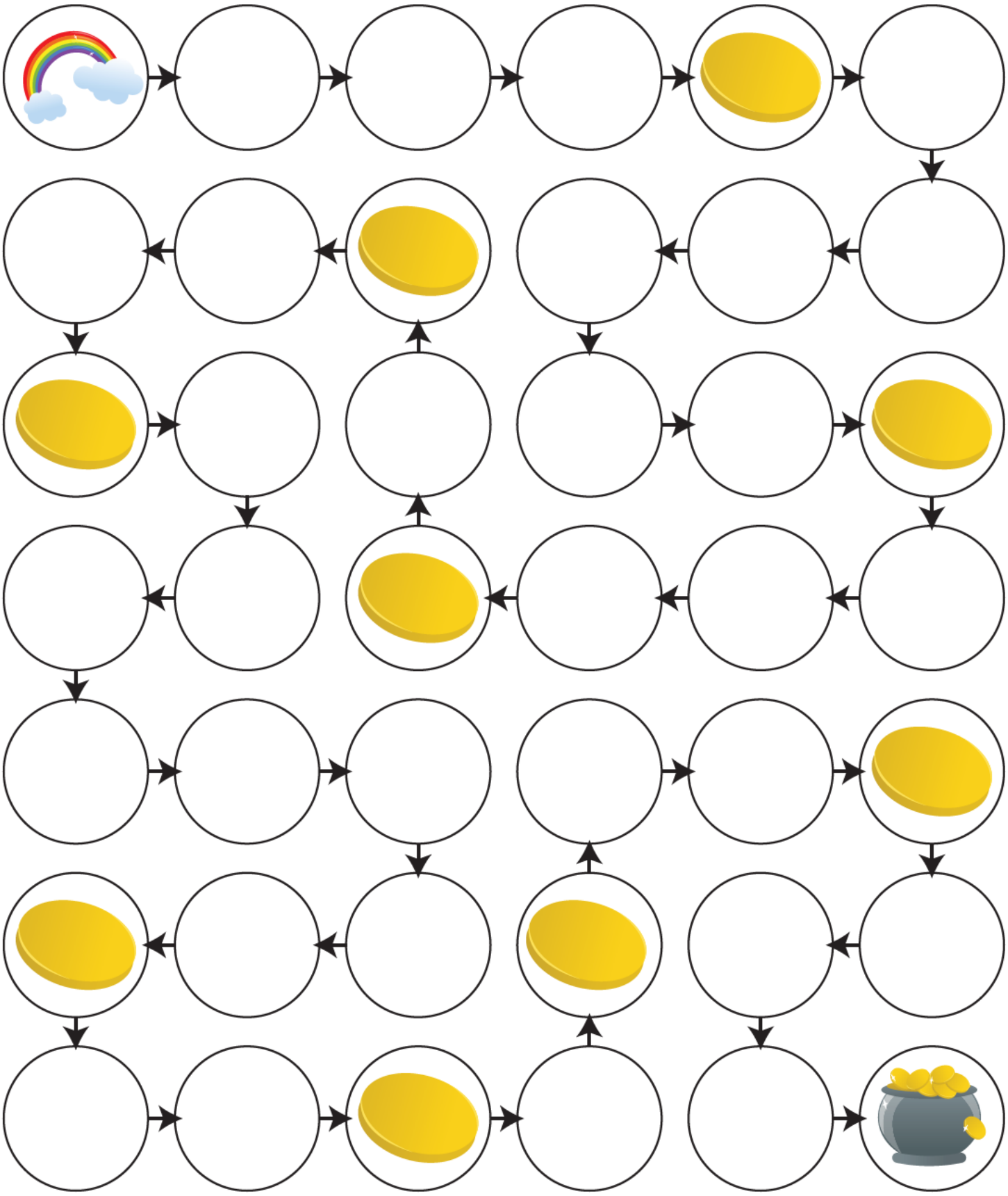

© 2014 Gift of Curiosity

Mark the circle next to each pot of gold showing the shape on the side of the pot.

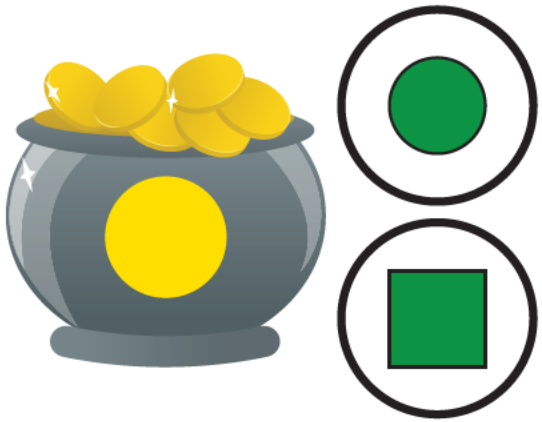

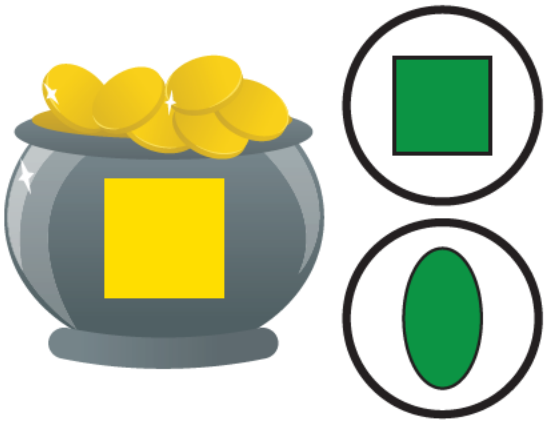





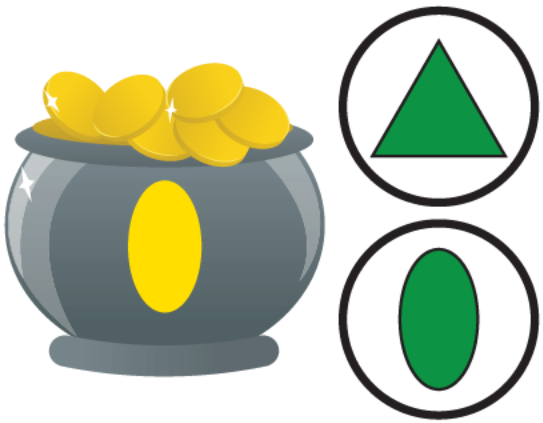

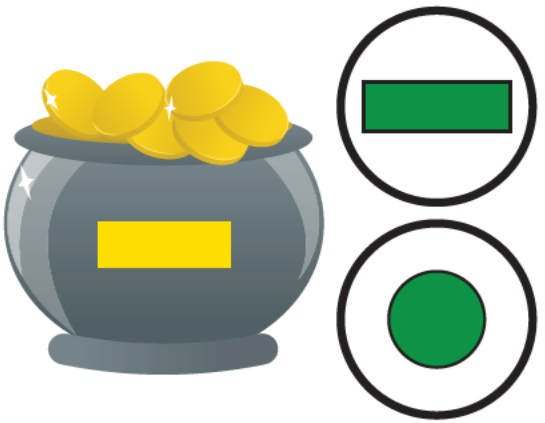

© 2014 Gift of Curiosity



is for rainbow

© 2014 Gift of Curiosity

is for

St. Patrick's Day

© 2014 Gift of Curiosity

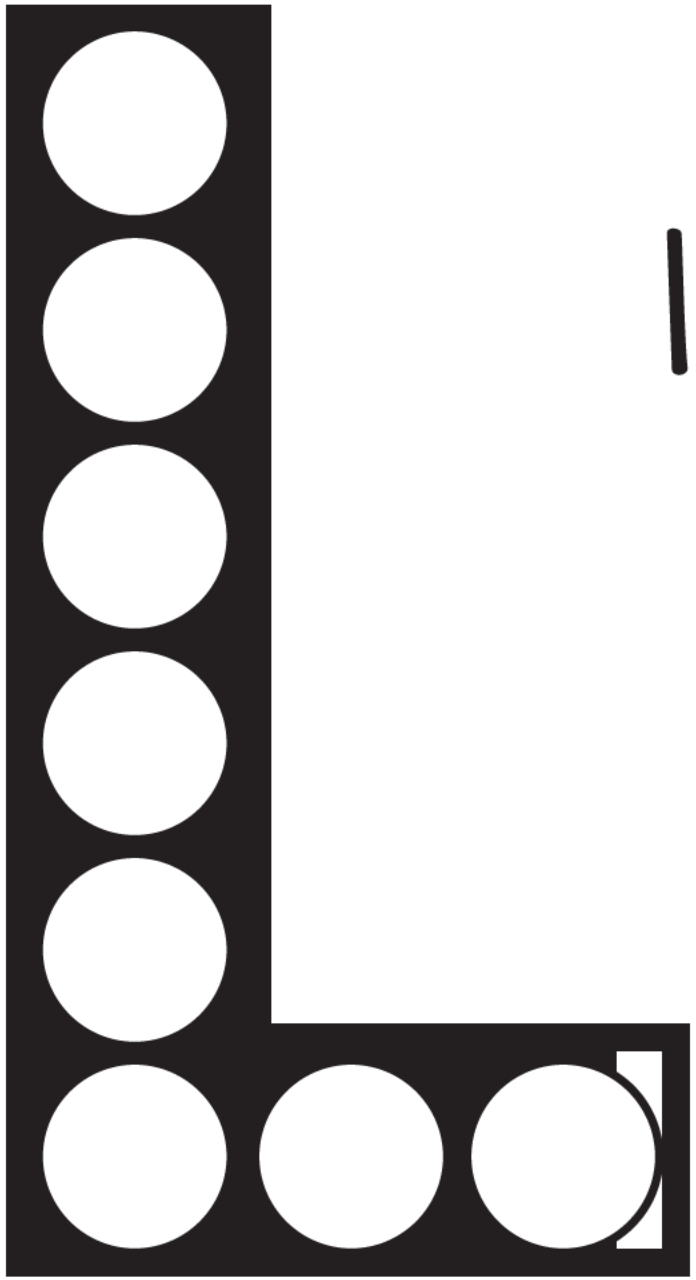

is for leprechaun

© 2014 Gift of Curiosity

Select the picture that comes next in the pattern.





© 2014 Gift of Curiosity

Use do-a-dot markers to copy the letter patterns. Use a different color for each version of the letters below (e.g., green for uppercase, yellow for lowercase)



© 2014 Gift of Curiosity

Color the hats with an uppercase P yellow

Color the hats with a lowercase P green



© 2014 Gift of Curiosity

Find and mark each uppercase letter ‘P’ below.

E	P	M	D	W
F	U	N	P	J
Q	A	C	H	P
P	V	P	Z	T
K	P	G		
B	O	P		

© 2014 Gift of Curiosity

Find and mark each lowercase letter ‘p’ below.

p	b	x	w	z
v	p	o	r	p
q	p	k	l	e
y	n	p	y	p
j	p	g		
d	f	p		

© 2014 Gift of Curiosity

Make a trail from the leprechaun to the rainbow following the letters in alphabetical order from A to Z. Have your child say each letter's sound or each letter's name when marking it.

A E F G H

B C D I

L K J

P O N M

Q

R V W X Y

S T U Z

© 2014 Gift of Curiosity

Make a trail from the leprechaun to the rainbow following the letters in alphabetical order from A to Z.

A	M	G	H	I	J
B	Q	F	W	D	K
C	D	E	S	M	L
I	Y	J	Z	N	C
S	R	Q	P	O	G
T	B	M	C	U	K
U	V	W	X	Y	Z

© 2014 Gift of Curiosity

1
leprechaun



2
shamrocks



3
rainbows



4
pots of gold

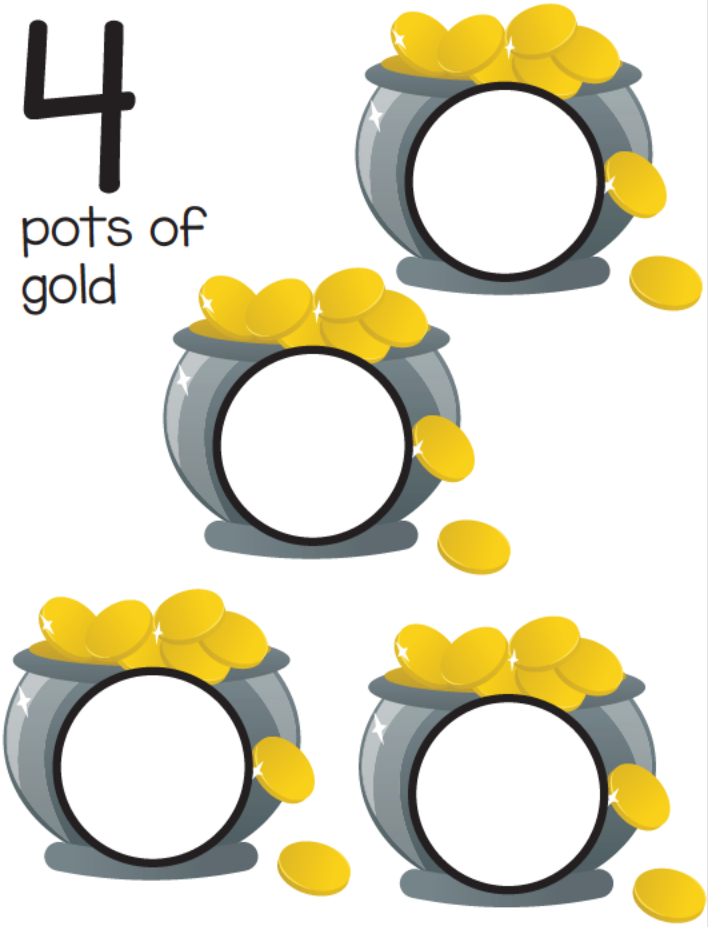

Count the number of shamrocks in each row. Then fill in as many circles as there are shamrocks. For example, if you count three shamrocks in the row, fill in three circles.

1 2 3 4 5

1 2 3 4 5

1 2 3 4 5

1 2 3 4 5

1 2 3 4 5

© 2014 Gift of Curiosity

Make a trail from the leprechaun to the pot of gold following the numbers from 1 to 10. Have your child name each number when marking it.

1

2

3 4 5

6

7

8 9 10

© 2014 Gift of Curiosity

Make a trail from the leprechaun to the pot of gold following the numbers from 1 to 10. Have your child name each number when marking it.

1	A	K	W	C
2	3	F	G	O
J	4	5	B	Z
U	Y	6	T	P
X	K	7	8	L
P	D	H	9	10

© 2014 Gift of Curiosity

Make a trail from the leprechaun to the pot of gold following the numbers from 1 to 20. Remember to ignore the letters.

1	M	Q	E	A	Z
2	3	4	H	G	R
N	L	5	X	K	W
8	7	6	15	16	17
9	D	C	14	D	18
10	11	12	13	F	19
P	B	T	V	Y	20

© 2014 Gift of Curiosity