Summer
Do-a-Dot Printables

Thank you for downloading this resource from Gift of Curiosity! I do my best to proofread all content before posting, but if you spot a typo or other mistake, please let me know by contacting me at katie@giftofcuriosity.com.

FIND MORE EDUCATIONAL PRINTABLES AT
www.giftofcuriosity.com/printables/

FIND MORE IDEAS FOR USING DO-A-DOT PRINTABLES TO PROMOTE LEARNING AT
www.giftofcuriosity.com/15-ideas/

Your use of this file is bound by these Terms of Use:

PERSONAL USE:

You may: download and print this file for personal and classroom use.

You may NOT: copy, reproduce, modify, share, or publicly display any content from this file except for your own personal or classroom non-commercial use.

NO REDISTRIBUTION:

You may: provide others with a link to www.giftofcuriosity.com/printables or to the page that hosts these files so that they may download the file for themselves.

You may NOT: reproduce or redistribute this file either in whole or in part either electronically or in hard copy form. You may not email this file, host this file, or post this file to any website or listserve.

NO COMMERCIAL USE:

You may: post pictures of your family using this file as long as you credit Gift of Curiosity.

You may NOT: use this file for any commercial purpose, such as to sell a product or service or to drive traffic to your website for commercial reasons.

© 2015 Gift of Curiosity

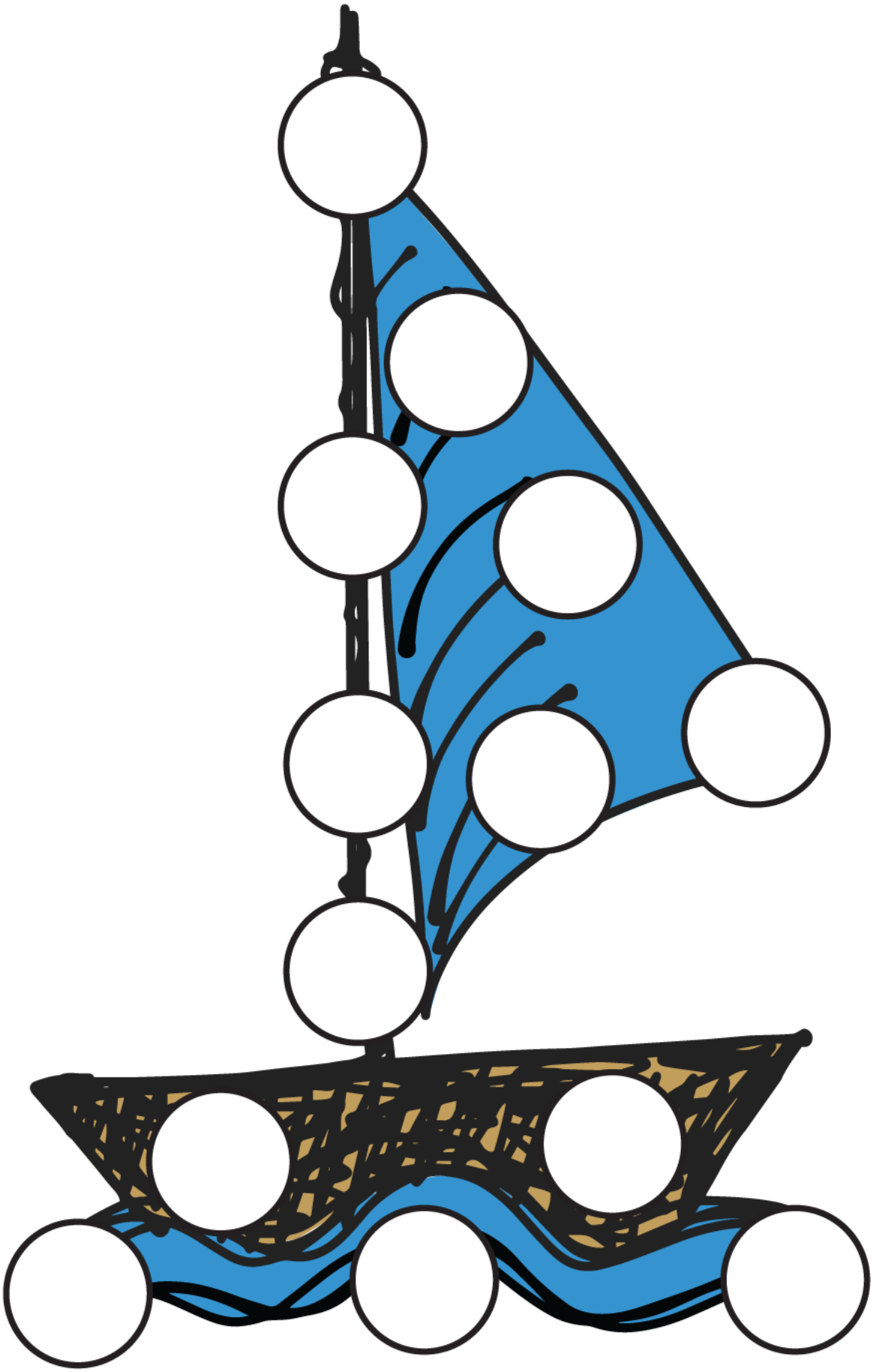

© 2015 Gift of Curiosity

Follow the arrows to get from the flip flops to the bucket of sand.
Be sure to pass by all 10 summer hats as you go!

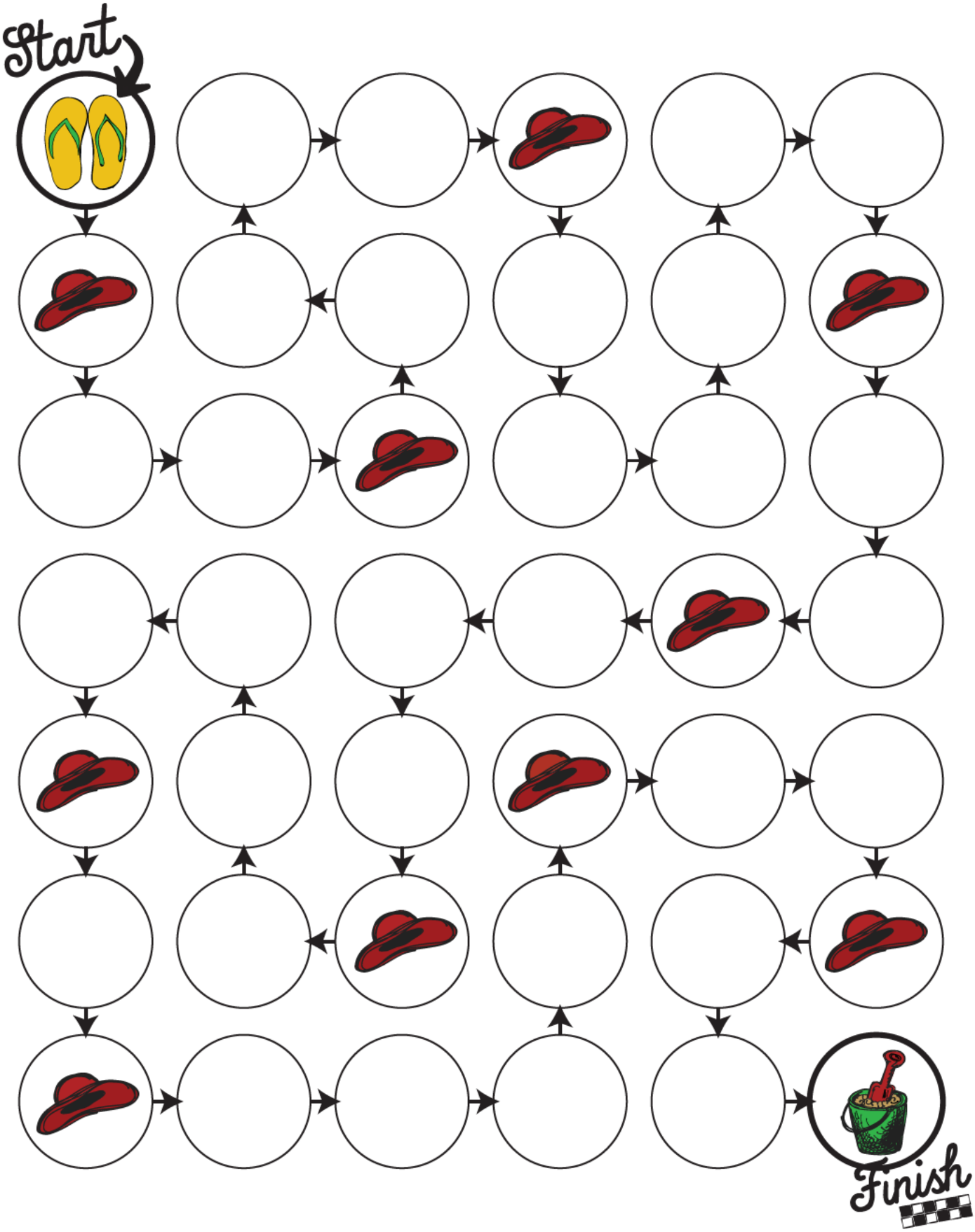

© 2015 Gift of Curiosity

Mark the circle under all the things that protect from summer sun.

Mark the circle next to each starfish showing the shape on the starfish.







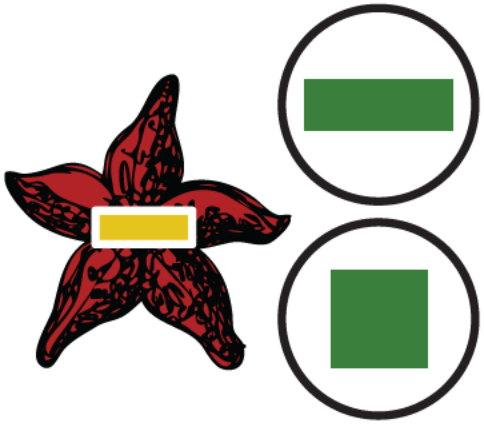





© 2015 Gift of Curiosity

is for

summer



© 2015 Gift of Curiosity

Make a trail from start to finish following the grey dolphins.
Remember to ignore the other colored dolphins.

© 2015 Gift of Curiosity

Select the picture that comes next in the pattern.

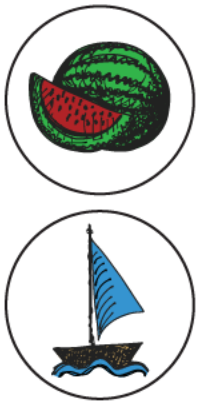



© 2015 Gift of Curiosity

Use do-a-dot markers to copy the letter patterns. Use a different color for each version of the letters below (e.g., red for uppercase, blue for lowercase)



© 2015 Gift of Curiosity

Color the suns with
an uppercase S green

Color the suns with
a lowercase s red



© 2015 Gift of Curiosity

Find and mark each uppercase letter 'S' below.

S D E W Q S

S O E T R S

C H F S N M

R I W S S U

E Q

G S

S B



Find and mark each lowercase letter ‘s’ below.

j	s	t	o	p	l
n	m	s	h	g	s
s	b	v	s	d	a
t	y	s	u	s	z
s	r				
e	s				
q	w				



Make a trail from the boat to the sea waves following the letters in alphabetical order from A to Z. Have your child say each letter's sound or each letter's name when marking it.

A E F G H

B C D I

L K J

P O N M

Q

R V W X Y

S T U Z

© 2015 Gift of Curiosity

Make a trail from the boat to the sea waves following the letters in alphabetical order from A to Z.

A	B	C	D	E	M
M	O	R	W	F	Q
X	J	I	H	G	K
A	K	B	U	V	W
M	L	Z	T	D	X
N	W	F	S	O	Y
O	P	Q	R	J	Z

© 2015 Gift of Curiosity

1 hammock

2 crabs



3 beach balls



4 dolphins

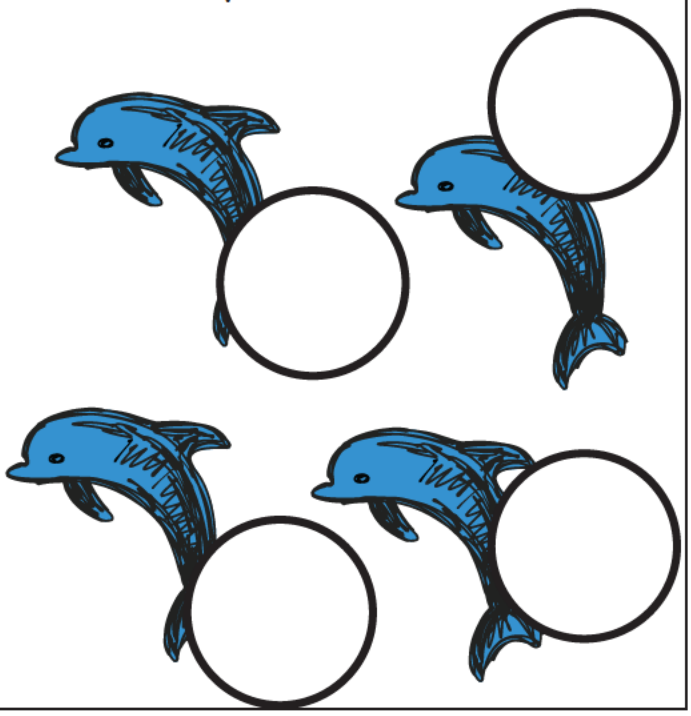

Count the number of shells in each row. Then fill in as many circles as there are shells.
For example, if you count three shells in the row, fill in three circles.

1 2 3 4 5

1 2 3 4 5

1 2 3 4 5

1 2 3 4 5

1 2 3 4 5

© 2015 Gift of Curiosity

Make a trail from the watermelon to the drink following the numbers from 1 to 10. Have your child name each number when marking it.

1

2

3 4 5 6 7

8

9

10

© 2015 Gift of Curiosity

Make a trail from the watermelon to the drink following the numbers from 1 to 10. Have your child name each number when marking it.

1	Q	J	R	D
2	E	F	Z	O
3	4	5	6	Y
U	Z	T	7	P
X	K	A	8	L
P	B	H	9	10

© 2015 Gift of Curiosity

Make a trail from the watermelon to the drink following the numbers from 1 to 20. Remember to ignore the letters.

1	Y	S	10	11	12
2	B	8	9	G	13
3	T	7	O	U	14
4	5	6	M	R	15
Q	F	D	E	17	16
K	C	L	P	18	J
Z	W	M	H	19	20

© 2015 Gift of Curiosity